

Scaled data based on original data using  
LM-79-08 Approved Method: Electrical and Photometric Measurements of Solid-  
State Lighting Products

Test Report Prepared for  
Cooper Lighting Solutions  
(formerly Eaton)

Brand: STREETWORKS

Report Number: P451118

Luminaire Tested: **GLAN-SA2A-727-U-5MQ**

Issue Date: 1/4/2021

**Test Information**

Test Method: LM-79-08  
Report Number: P451118  
TEST IS SCALED FROM IESNA LM-79-08 TEST DATA (G3-2011-042-2)  
Test Lab: INNOVATION CENTER  
Issue Date: 1/4/2021  
Manufacturer: COOPER LIGHTING SOLUTIONS (FORMERLY EATON)  
Product Line: STREETWORKS  
Catalog Number: GLAN-SA2A-727-U-5MQ  
Description: GALLEON AREA AND ROADWAY LUMINAIRE  
(2) 70 CRI, 2700K, 615mA LIGHTSQUARES WITH 16 LEDS EACH AND TYPE V MEDIUM OPTICS  
Light Source: -  
Ballast/Driver: ELECTRONIC DRIVER

**Summary**

Lumens per Lamp: N/A  
Luminaire Lumens: 8066 lumens  
Efficiency: N/A  
Efficacy: 128.0 lumens/watt  
Luminous Opening: Rectangular (W 0.5' x L: 1' x H: 0')  
IES Classification: Type V - Short  
BUG Rating: B3 - U0 - G2

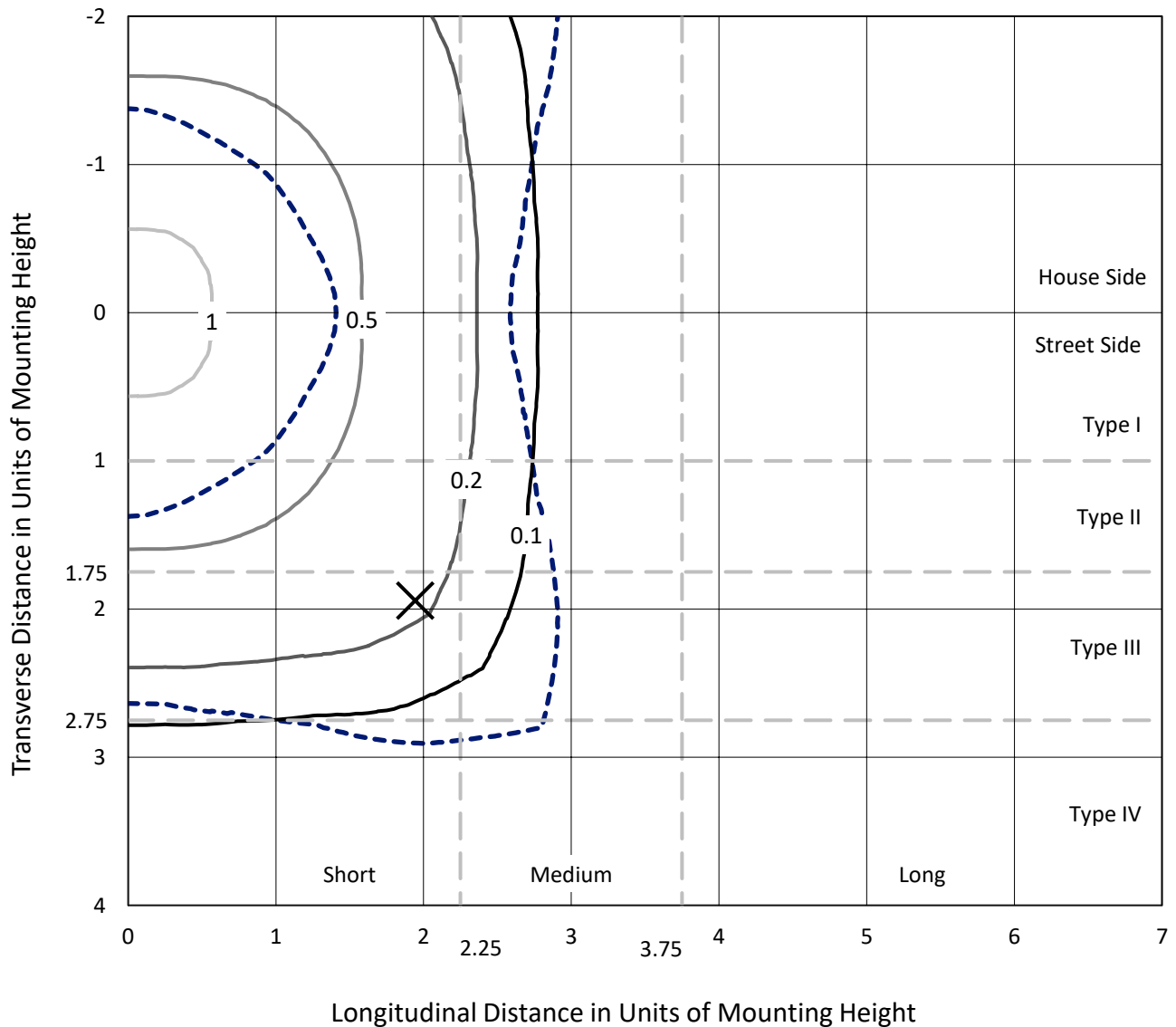
Input Watts (W): 63  
Input Voltage (V): NR  
Input Current (Ain): NR  
Voltage Rise (V): NR  
Power Factor: NR  
Total Harmonic Distortion (THDi): NR  
Frequency (hertz): 60  
Stabilization Time: NR  
Operation Time: NR  
Ambient Temperature (°C): NR  
Test Distance: 24 FT



REPORT NUMBER: P451118  
 CATALOG NUMBER: GLAN-SA2A-727-U-5MQ

### Iso-Footcandle Lines of Horizontal Illumination

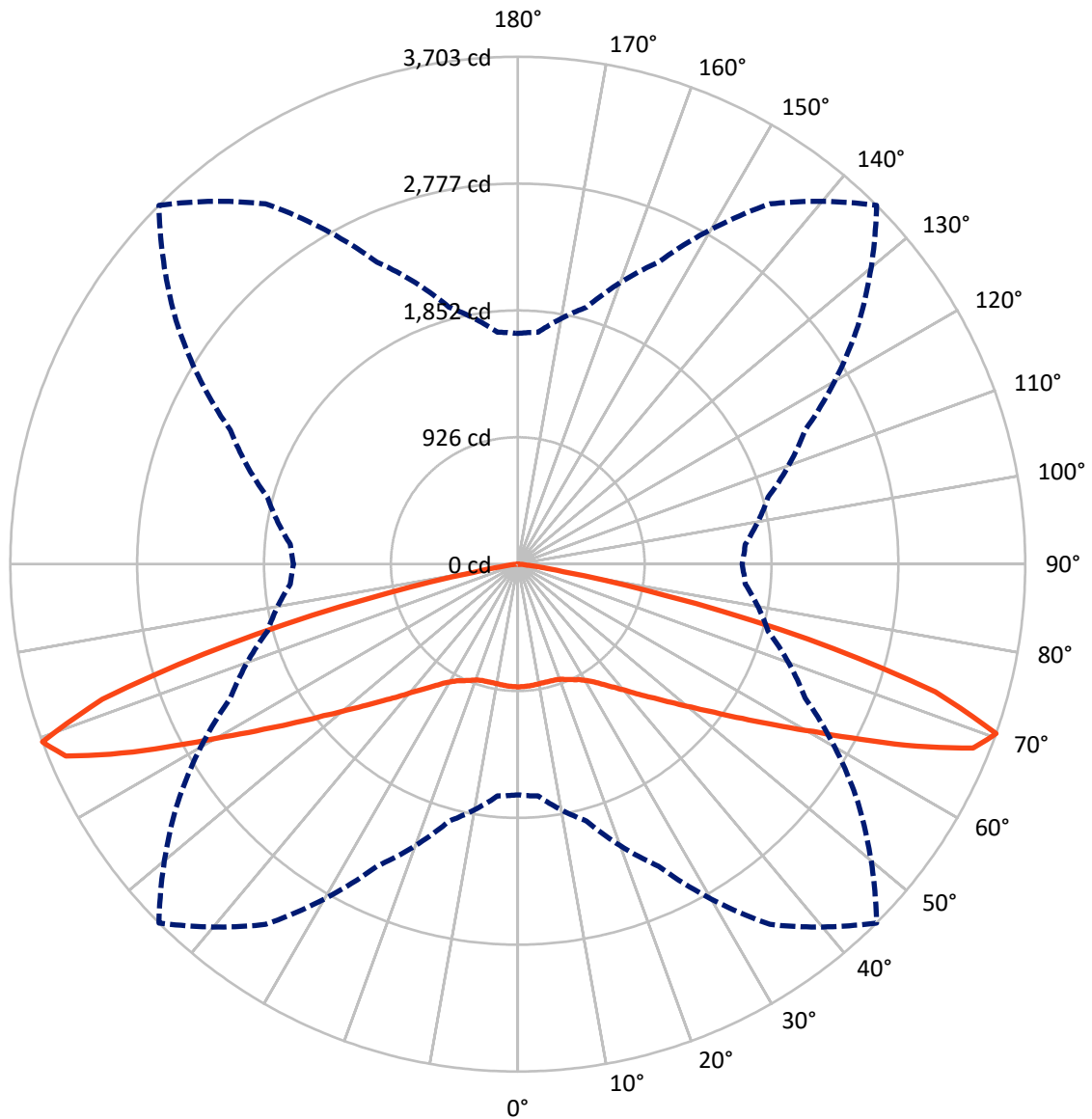
× Max cd  
 - - - 1/2 Max cd



Based on 25 foot mounting height. Maximum calculated value = 1.4 fc  
 Type V - Short - N/A

REPORT NUMBER: P451118  
CATALOG NUMBER: GLAN-SA2A-727-U-5MQ

### Luminous Intensity Polar Plot



— Vertical Plane Through 45-Deg Lateral    - - - Horizontal Cone Through 70-Deg Vertical

REPORT NUMBER: P451118

CATALOG NUMBER: GLAN-SA2A-727-U-5MQ

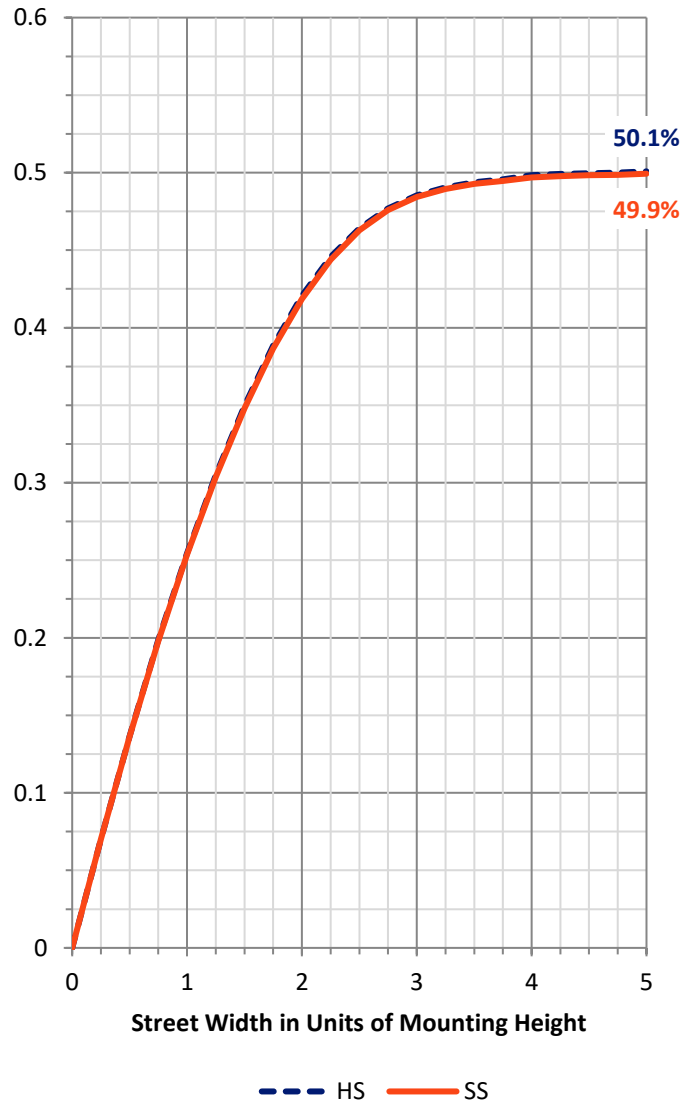
**FLUX DISTRIBUTION:**

		Downward	Upward	Total
<b>House Side</b>	Lumens	4033.0	0.0	4033.0
	% Fixture	50.0	0.0	50.0
<b>Street Side</b>	Lumens	4033.0	0.0	4033.0
	% Fixture	50.0	0.0	50.0
<b>Total</b>	Lumens	8066.0	0.0	8066.0
	% Fixture	100.0	0.0	100.0

**Coefficient of Utilization**

**ZONAL LUMENS:**

Zone	Lumens	% Fixture
0°-10°	84.9	1.1
10°-20°	249.2	3.1
20°-30°	426.3	5.3
30°-40°	676.6	8.4
40°-50°	1091.5	13.5
50°-60°	1775.9	22.0
60°-70°	2574.5	31.9
70°-80°	1141.9	14.2
80°-90°	45.0	0.6
90°-100°	0.0	0.0
100°-110°	0.0	0.0
110°-120°	0.0	0.0
120°-130°	0.0	0.0
130°-140°	0.0	0.0
140°-150°	0.0	0.0
150°-160°	0.0	0.0
160°-170°	0.0	0.0
170°-180°	0.0	0.0
0°-90°	8066.0	100.0
0°-180°	8066.0	100.0



REPORT NUMBER: P451118

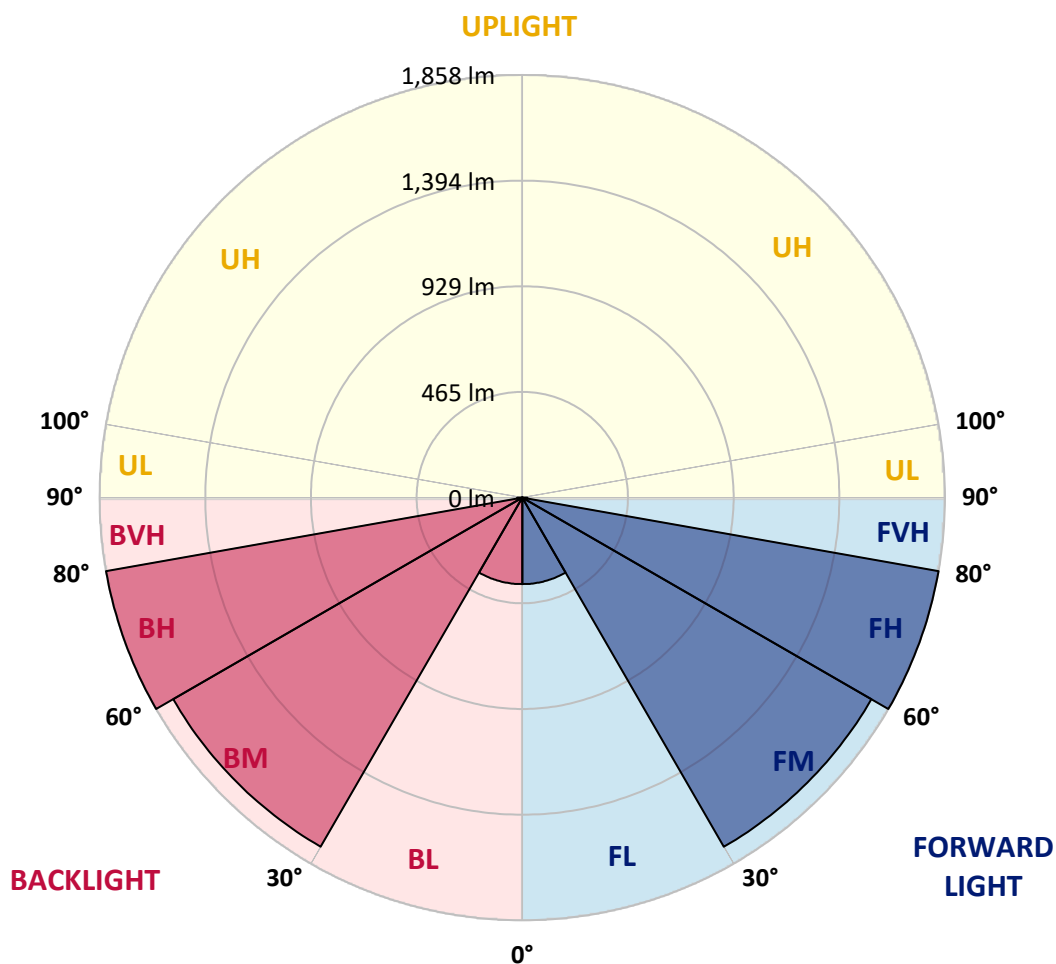
CATALOG NUMBER: GLAN-SA2A-727-U-5MQ

**LUMINAIRE CLASSIFICATION SYSTEM LUMEN TABLE AND BUG RATING:**

Zone	Lumens	% Fixture	Zone Rating/Lumen Limit		
			B	U	G
FL (0°-30°)	380.2	4.7			
FM (30°-60°)	1772.0	22.0			
FH (60°-80°)	1858.2	23.0			G2/5000
FVH (80°-90°)	22.5	0.3			G1/100
BL (0°-30°)	380.2	4.7	B1/500		
BM (30°-60°)	1772.0	22.0	B2/2500		
BH (60°-80°)	1858.2	23.0	B3/2500		G2/5000
BVH (80°-90°)	22.5	0.3			G1/100
UL (90°-100°)	0.0	0.0		U0/0	
UH (100°-180°)	0.0	0.0		U0/0	

**BUG Rating: B3-U0-G2**

Type V Short





REPORT NUMBER: P451118

CATALOG NUMBER: GLAN-SA2A-727-U-5MQ

**CANDELA DISTRIBUTION (FULL):**

	0°	5°	15°	25°	35°	45°	55°	65°	75°	85°	90°
0°	895.7	895.7	895.7	895.7	895.7	895.7	895.7	895.7	895.7	895.7	895.7
2.5°	895.7	896.5	895.3	894.4	894.0	894.0	893.6	894.0	896.5	897.0	895.7
5°	893.1	894.0	893.6	892.7	892.3	892.3	891.9	891.4	893.6	894.4	894.0
7.5°	889.7	890.2	889.7	889.3	889.7	889.3	888.0	887.2	888.9	888.9	888.5
10°	883.8	884.6	884.2	884.6	885.5	885.5	883.8	882.1	882.5	881.7	881.7
12.5°	876.6	877.8	878.3	880.0	882.1	884.6	880.8	877.0	876.1	875.7	875.3
15°	871.9	873.2	874.9	876.6	880.4	885.9	880.4	874.4	872.7	871.0	870.2
17.5°	870.6	872.3	874.9	877.4	882.5	888.0	883.4	877.4	873.2	870.6	869.8
20°	874.0	875.3	879.1	883.8	891.0	896.5	891.9	885.5	879.1	875.3	874.0
22.5°	880.8	882.9	887.6	896.1	906.3	914.4	908.0	897.4	887.2	882.1	880.4
25°	895.7	897.4	902.9	914.4	926.3	934.0	927.1	914.8	900.8	894.0	891.9
27.5°	918.2	920.8	926.7	940.3	950.1	954.4	949.7	941.2	931.0	923.7	922.0
30°	950.1	953.1	962.0	976.5	982.8	985.4	983.3	977.7	970.5	962.9	961.2
32.5°	993.0	994.7	1004.9	1018.5	1024.5	1025.3	1022.8	1020.2	1008.3	995.6	994.7
35°	1041.1	1044.1	1056.4	1072.5	1078.1	1078.5	1073.4	1069.6	1055.5	1045.3	1045.3
37.5°	1104.8	1106.1	1118.0	1136.3	1142.3	1140.6	1138.0	1134.6	1119.7	1106.5	1107.0
40°	1179.7	1182.2	1192.4	1213.7	1213.7	1211.5	1213.2	1210.7	1195.8	1183.1	1183.5
42.5°	1268.5	1269.8	1282.1	1304.6	1302.9	1298.7	1300.4	1297.0	1287.6	1273.2	1268.1
45°	1363.3	1368.4	1389.7	1411.3	1407.9	1394.3	1401.1	1400.3	1391.8	1370.1	1371.4
47.5°	1477.7	1486.2	1506.6	1532.5	1528.7	1507.4	1515.1	1520.2	1508.3	1484.5	1480.2
50°	1606.5	1612.0	1642.2	1666.4	1663.0	1640.5	1657.9	1658.8	1629.0	1595.4	1595.4
52.5°	1743.8	1749.3	1790.1	1827.9	1830.1	1797.3	1811.4	1810.5	1762.1	1717.8	1709.3
55°	1897.7	1900.2	1952.9	2008.6	2020.5	1988.6	1990.3	1973.3	1910.4	1859.0	1854.3
57.5°	2056.6	2066.0	2124.2	2196.5	2231.8	2212.2	2203.3	2157.8	2097.0	2037.9	2035.0
60°	2232.6	2233.1	2308.7	2394.2	2465.6	2478.8	2442.2	2381.4	2302.8	2224.6	2221.2
62.5°	2354.6	2372.9	2468.6	2613.1	2741.1	2815.0	2718.5	2591.0	2436.3	2310.0	2297.3
65°	2379.7	2392.1	2537.9	2782.7	3044.2	3203.6	2980.4	2709.2	2445.2	2276.8	2268.3
67.5°	2177.0	2190.1	2386.5	2762.3	3256.7	3583.6	3150.4	2652.2	2293.9	2085.6	2069.0
70°	1683.8	1698.7	1941.4	2431.6	3209.5	3703.1	3029.3	2313.4	1891.7	1666.8	1636.6
72.5°	895.3	950.1	1157.6	1669.0	2605.0	3188.3	2483.9	1688.1	1220.0	997.3	957.3
75°	326.9	333.7	449.3	740.1	1515.5	2186.3	1573.7	805.1	462.9	357.5	339.2
77.5°	135.2	134.8	147.9	223.6	550.5	1119.7	614.3	236.4	147.5	136.5	134.8
80°	79.9	79.9	88.0	93.1	145.0	338.0	162.0	105.4	88.4	80.8	82.0
82.5°	35.7	37.8	55.7	58.7	70.1	92.7	78.2	67.2	57.8	40.0	36.1
85°	19.6	17.0	29.3	30.6	33.6	34.4	37.0	36.6	33.6	19.6	20.0
87.5°	3.8	4.7	8.5	6.4	7.2	6.4	8.5	11.9	12.3	6.8	5.5
90°	0.0	0.0	0.0	0.0	0.0	0.0	0.0	0.0	0.0	0.0	0.0

(END OF REPORT)